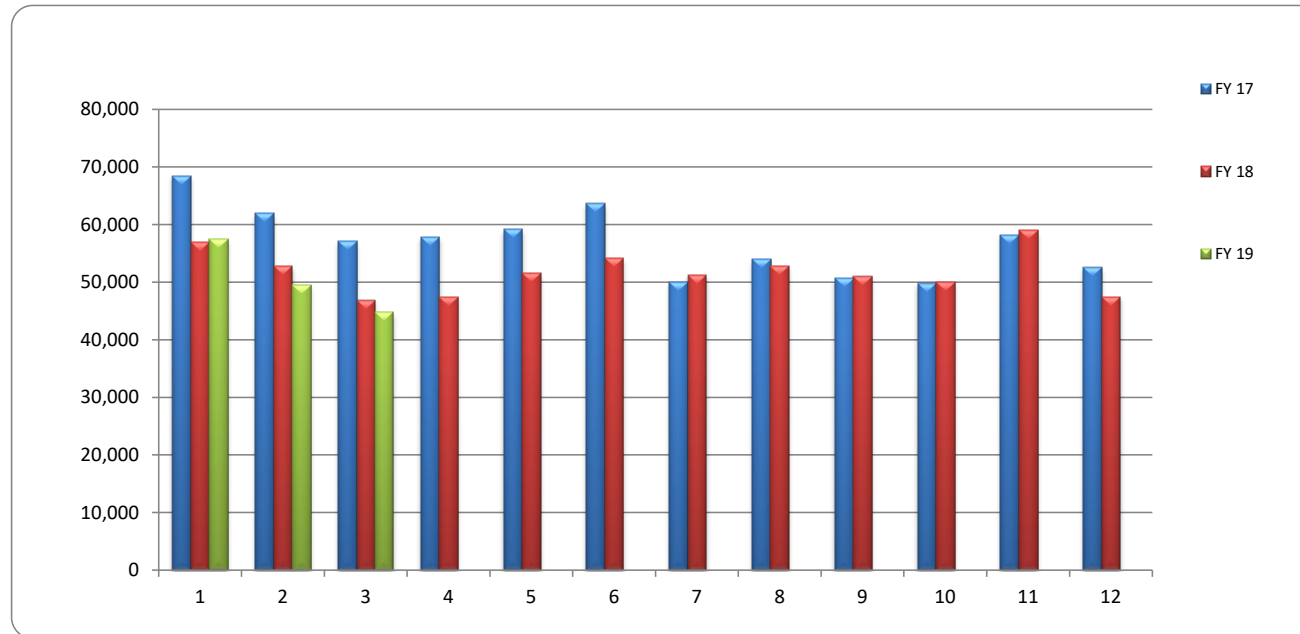


# Fiscal Year Passenger Trips Comparison



	Oct	Nov	Dec	Jan	Feb	Mar	Apr	May	June	July	Aug	Sept	Totals
<b>FY 17</b>	68,417	61,921	57,075	57,894	59,137	63,687	49,985	53,947	50,648	49,911	58,163	52,578	<b>683,363</b>
<b>FY 18</b>	56,897	52,751	46,911	47,380	51,637	54,145	51,205	52,823	51,102	50,070	58,984	47,466	<b>621,371</b>
<b>FY 19</b>	57,492	49,518	44,748										<b>151,758</b>



## 2019

# of Days	Oct	Nov	Dec	Jan	Feb	Mar	Apr	May	June	July	Aug	Sept
operated	2018	2018	2018	2019	2019	2019	2019	2019	2019	2019	2019	2019
Weekday	23	21	20	22	20	21	22	22	20	22	22	20
Saturday	4	4	5	4	4	5	4	4	5	4	5	5
		CLOSED Thanksgiving	CLOSED Christmas	CLOSED New Years				CLOSED Mem Day		CLOSED Indep. Day		CLOSED Labor Day

## 2018

# of Days	Oct	Nov	Dec	Jan	Feb	Mar	Apr	May	June	July	Aug	Sept
operated	2017	2017	2017	2018	2018	2018	2018	2018	2018	2018	2018	2018
Weekday	22	21	20	21	20	22	21	22	21	21	23	19
Saturday	4	4	5	4	4	5	4	4	5	4	4	5
		CLOSED Thanksgiving	CLOSED Christmas	CLOSED New Years				CLOSED Mem Day		CLOSED Indep. Day		CLOSED Labor Day

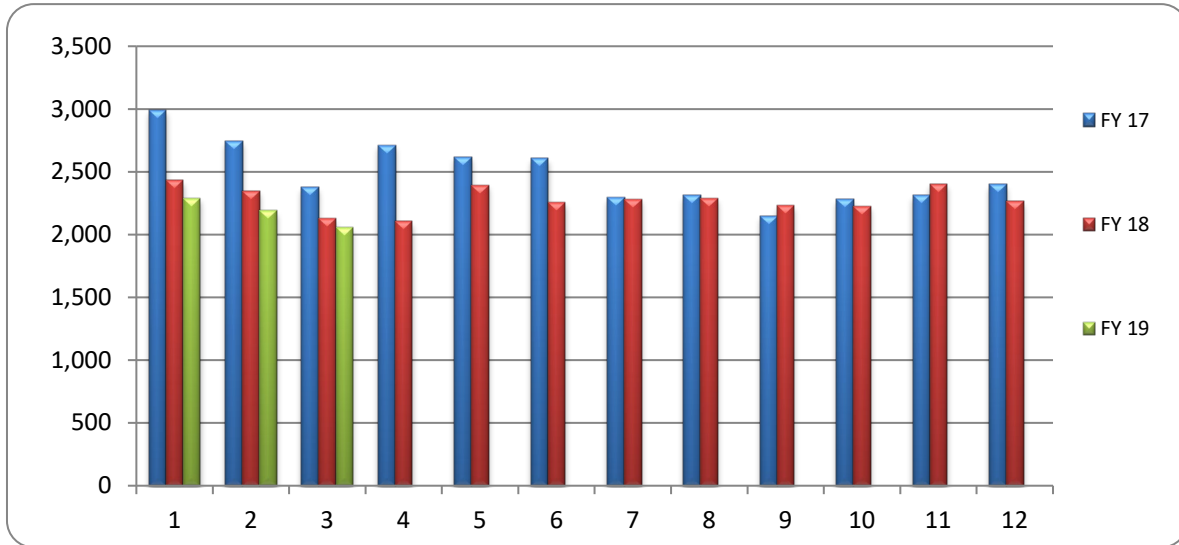
## 2017

# of Days	Oct	Nov	Dec	Jan	Feb	Mar	Apr	May	June	July	Aug	Sept
operated	2016	2016	2016	2017	2017	2017	2017	2017	2017	2017	2017	2017
Weekday	21	21	21	21	20	23	20	22	22	20	23	20
Saturday	5	4	5	4	4	4	5	4	4	5	4	5
		CLOSED Thanksgiving	CLOSED Christmas	CLOSED New Years				CLOSED Mem Day		CLOSED Indep. Day		CLOSED Labor Day

# Average Weekday Passenger Trips

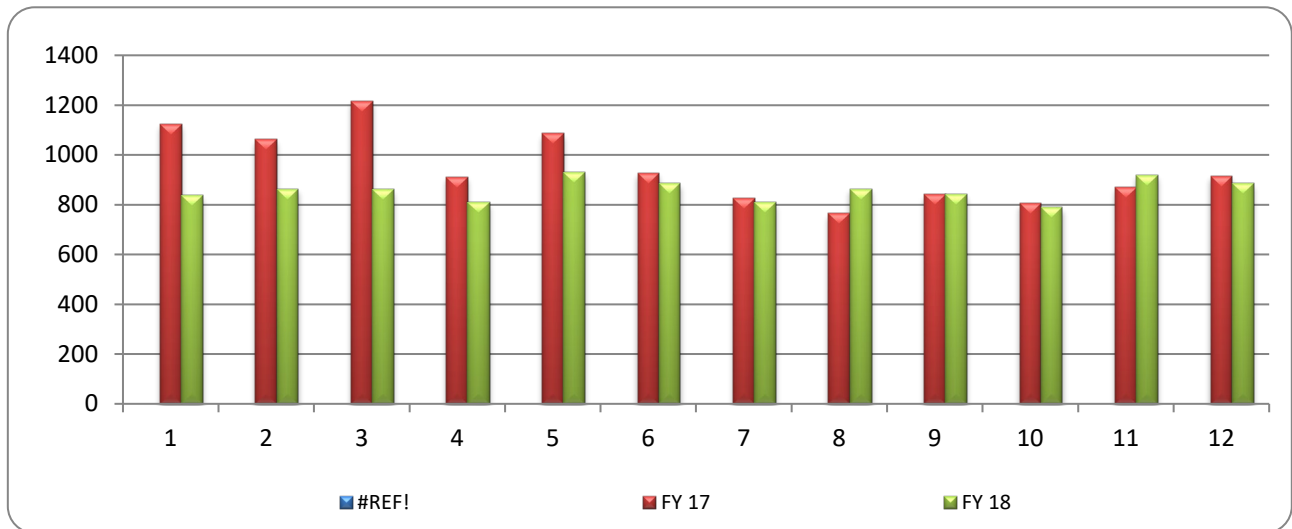


	<i>Oct</i>	<i>Nov</i>	<i>Dec</i>	<i>Jan</i>	<i>Feb</i>	<i>Mar</i>	<i>Apr</i>	<i>May</i>	<i>Jun</i>	<i>Jul</i>	<i>Aug</i>	<i>Sep</i>
<b>FY 17</b>	2,991	2,746	2,373	2,713	2,618	2,608	2,293	2,313	2,150	2,281	2,312	2,400
<b>FY 18</b>	2,434	2,348	2,131	2,102	2,396	2,259	2,284	2,290	2,233	2,229	2,405	2,266
<b>FY 19</b>	2,290	2,191	2,055									



## Saturdays

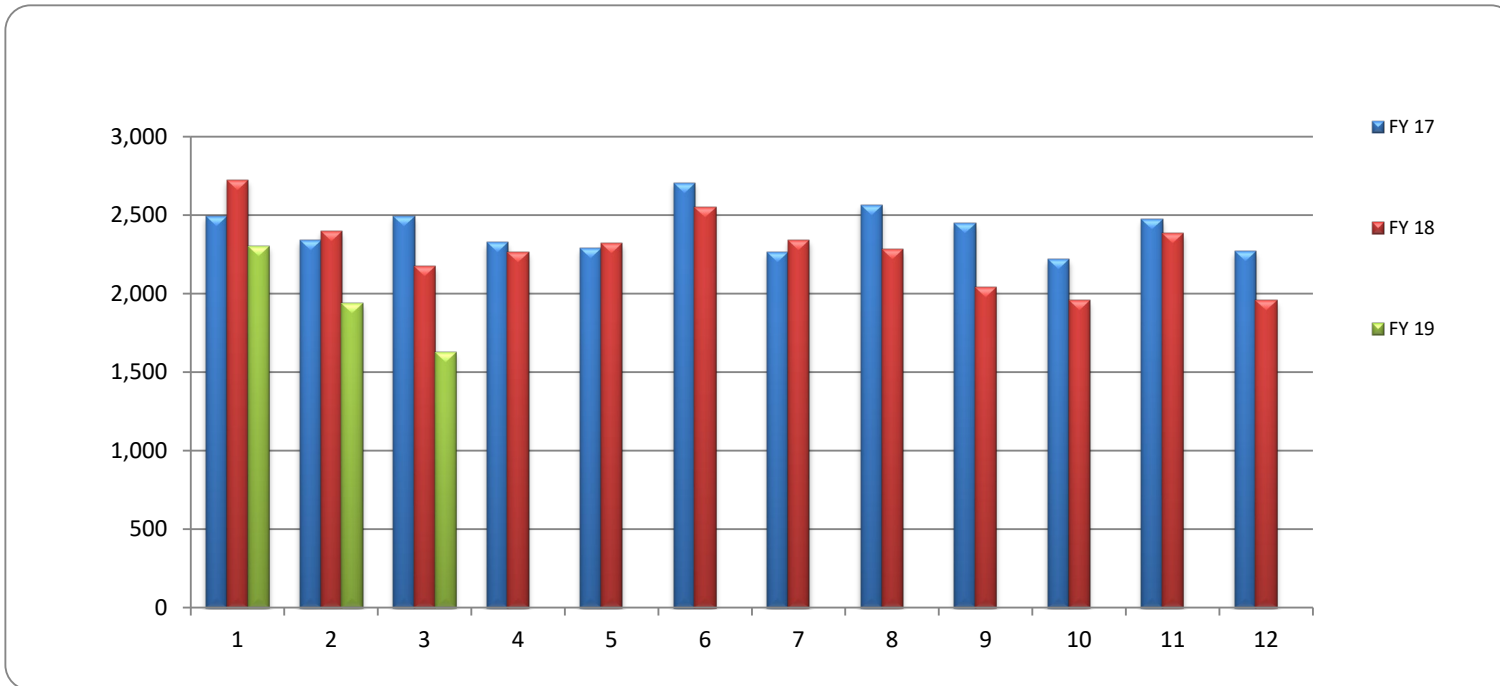
	<i>Oct</i>	<i>Nov</i>	<i>Dec</i>	<i>Jan</i>	<i>Feb</i>	<i>Mar</i>	<i>Apr</i>	<i>May</i>	<i>Jun</i>	<i>Jul</i>	<i>Aug</i>	<i>Sep</i>
<b>FY 17</b>	1123	1062	1216	912	1086	928	825	764	841	806	871	916
<b>FY 18</b>	837	863	860	808	930	885	810	863	843	788	919	885
<b>FY 19</b>	861	879	731									



# MAP Passenger Trips



	Oct	Nov	Dec	Jan	Feb	Mar	Apr	May	June	July	Aug	Sept	Totals
<b>FY 17</b>	2,495	2,342	2,492	2,324	2,289	2,707	2,264	2,565	2,448	2,219	2,472	2,272	<b>28,889</b>
<b>FY 18</b>	2,722	2,398	2,177	2,263	2,321	2,551	2,342	2,280	2,039	1,960	2,385	1,960	<b>27,398</b>
<b>FY 19</b>	2,300	1,937	1,624										<b>5,861</b>



# Passenger Trips By Department FY 2019



	Oct	Nov	Dec	Jan	Feb	Mar	Apr	May	June	July	Aug	Sept	Totals
<b>FIXED</b>	55,192	47,581	43,124	0	0	0	0	0	0	0	0	0	<b>145,897</b>
<b>MAP</b>	2,300	1,937	1,624										<b>5,861</b>
<b>TOTAL</b>	<b>57,492</b>	<b>49,518</b>	<b>44,748</b>										<b>151,758</b>

